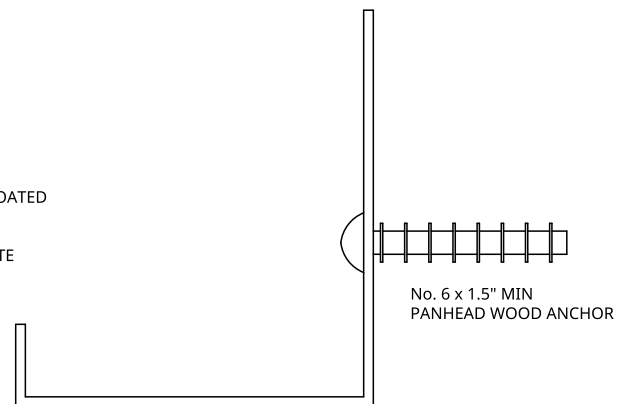


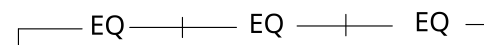
SIMPSON SIGNATURE TILE PANEL 12" x 12" AVG

POWDER COATED
J-MOLD
SW-7006
EXTRA WHITE

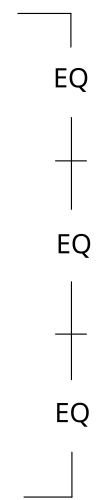


J-CHANNEL DETAIL

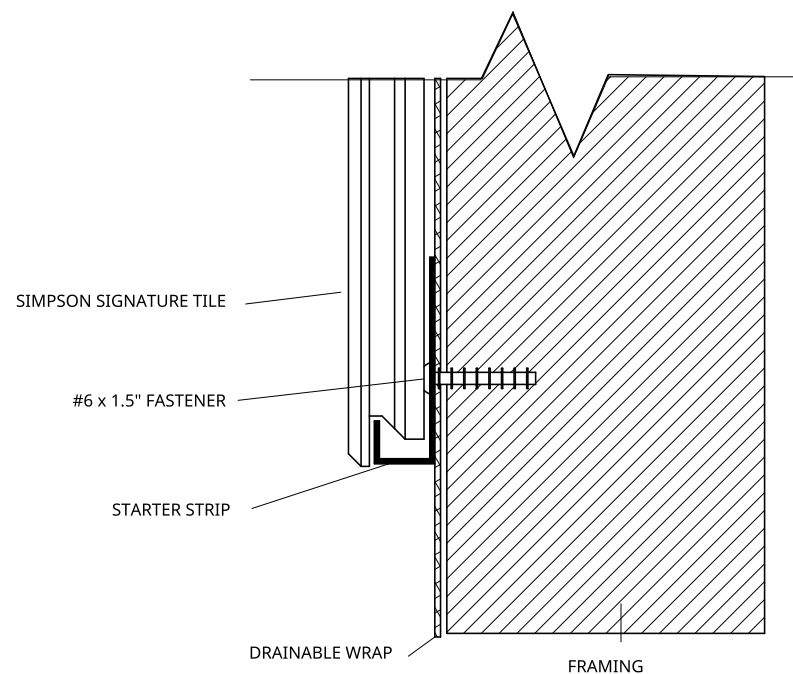
NOTE: FASTENERS EQUALLY SPACED 4" MIN.
6 x 1.5" COATED WOOD SCREW




FASTENER VIEW



SIDE VIEW



FASTENER DETAIL



FRONT VIEW

These CAD drawings are provided for informational purposes as design templates only. They lack full construction details and must be used alongside installation instructions. Consult an architect or engineer to determine suitability for your specific project. Simpson Panel assumes no liability for the use of these drawings.
For more information about specifications and installation reference the appropriate documentation at simpsonpanel.com

SIMPSON INNOVA INTERLOCKING TILE

SCALE: NTS

DATE: 08.01.2024

